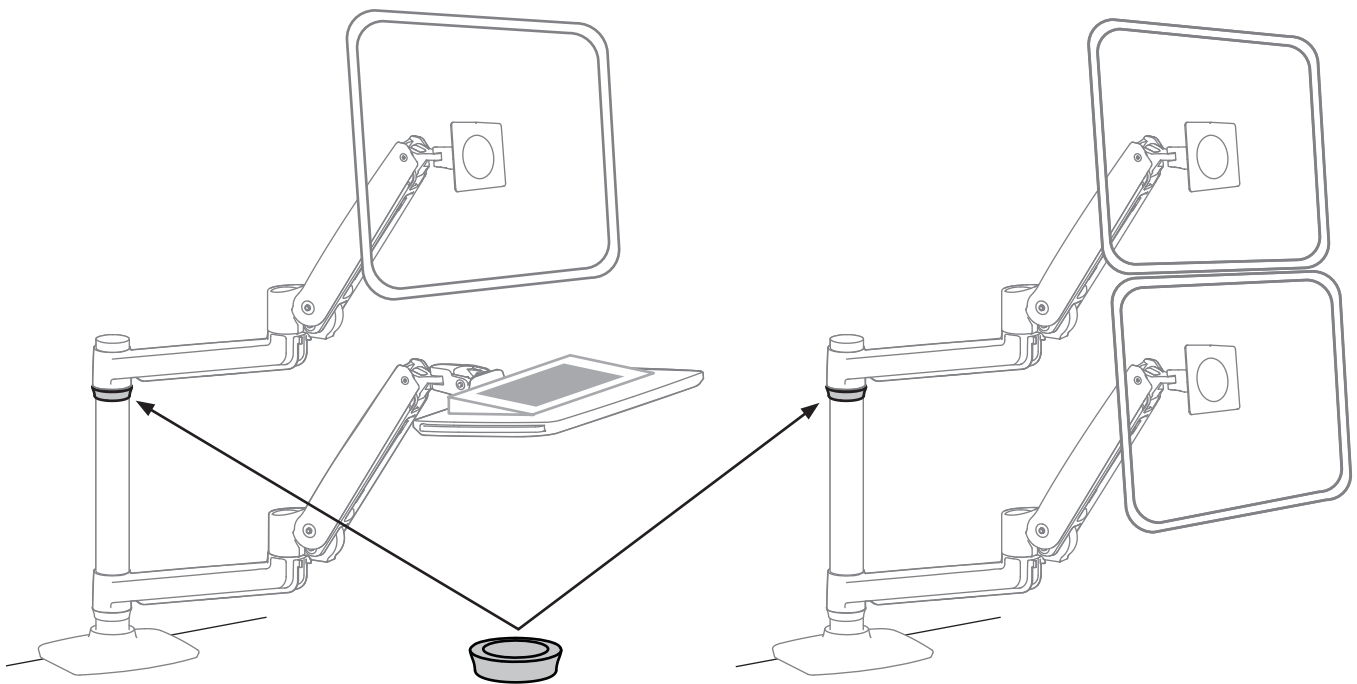


# ergotron®

## LX Sit-Stand Collar Kit for 40mm Poles



**English**



For the latest User Installation Guide please visit: [www.ergotron.com](http://www.ergotron.com)

English, Español, Français, Deutsch, Nederlands, Italiano, Svenska, 日本語, 汉语

[www.ergotron.com](http://www.ergotron.com) | USA: 1-800-888-8458 | Europe: +31 (0)33-45 45 600 | China: 400-120-3051 | Japan: [japansupport@ergotron.com](mailto:japansupport@ergotron.com)

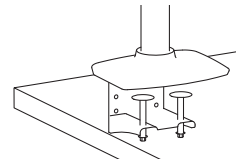
## Max Weight Capacity for each LX HD Sit-Stand Arm:



### WARNING!

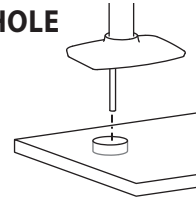
When using LX HD Sit-Stand Arms, weight capacity is reduced to 25 lbs. (11.3 kg) per arm for Desk Clamp configurations and 30 lbs. (13.6 kg) per arm for Grommet Hole configurations. Failure to follow these maximum weight restrictions will create an unsafe situation that may result in product damage and/or personal injury.

### CLAMP



**≤ 25 lbs**  
**(11.3 kg)**

### GROMMET HOLE



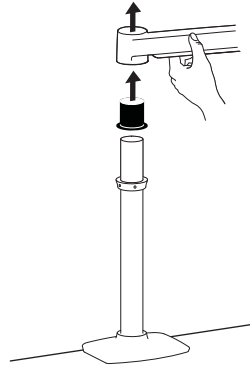
**≤ 30 lbs**  
**(13.6 kg)**



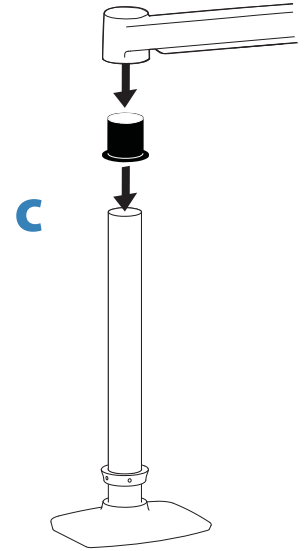
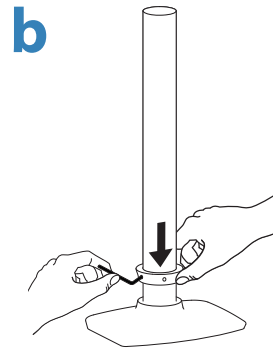
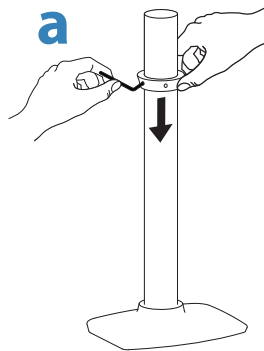
## Components

|   | A  | B         |
|---|----|-----------|
| 1 | 1x | 1x  2.5mm |

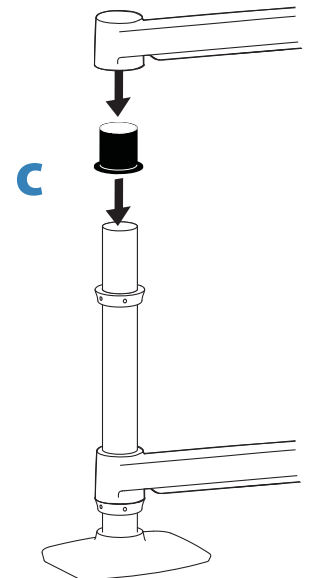
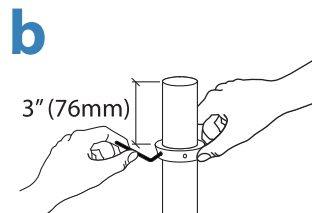

**1** With the pole and base securely mounted to the desk surface, remove any arms mounted to the pole.

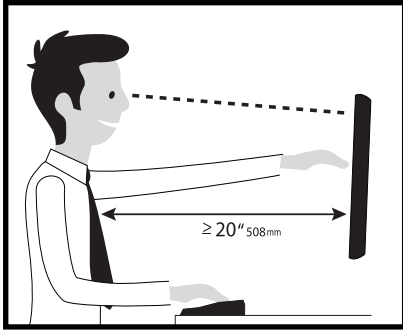


**2** a. Loosen the collar, lower to desired height for lower arm.  
b. Tighten the two set screws in the collar to secure.  
c. Attach lower arm.



**3** a. Attach the provided collar.  
b. Tighten the two set screws in the collar to secure at least 3" (76mm) from the top of the pole.  
c. Attach top arm.





Learn more about ergonomic computer use at: [www.ergotron.com/ergonomics](http://www.ergotron.com/ergonomics)

# ergotron®

For Warranty visit: [www.ergotron.com/warranty](http://www.ergotron.com/warranty)

For Service visit: [www.ergotron.com](http://www.ergotron.com)

For local customer care phone numbers visit: <http://contact.ergotron.com>

[www.ergotron.com](http://www.ergotron.com) | USA: 1-800-888-8458 | Europe: +31 (0)33-45 45 600 | China: 400-120-3051 | Japan: [japansupport@ergotron.com](mailto:japansupport@ergotron.com)

© 2013 Ergotron, Inc. All rights reserved.

While Ergotron, Inc. makes every effort to provide accurate and complete information on the installation and use of its products, it will not be held liable for any editorial errors or omissions (including those made in the process of translation from English to another language), or for incidental, special or consequential damages of any nature resulting from furnishing this instruction and performance of equipment in connection with this instruction. Ergotron, Inc. reserves the right to make changes in the product design and/or product documentation without notification to its users. For the most current product information, or to know if this document is available in languages other than those herein, please contact Ergotron. No part of this publication may be reproduced, stored in a retrieval system, or transmitted in any form or by any means, electronic, mechanical, photocopying, recording or otherwise without the prior written consent of Ergotron, Inc., 1181 Trapp Road, Eagan, Minnesota, 55121, USA. Patents Pending and Patented U.S. & Foreign. Ergotron is a registered trademark of Ergotron, Inc.